

Wedding Day Checklist







The Complete Guide For Your Big Day

Congratulations on your upcoming wedding! As you're checking items off your to do list (invitations sent - check!, wedding hashtag created - check!, hotel reserved - check!) don't forget about what you'll be doing on the day of.

Besides the part where you say, "I Do," there is a lot to do and keep track of on the day of your wedding.

Especially if you won't have a wedding planner keeping you to a strict timeline, we recommend having this link at the ready so you can review this as you prepare for one of the biggest days of your life! The goal with this wedding day checklist is for you to have a stress-free wedding day:

Before The Big Day

- | | | | | | |
|--------------------------|---|---|--------------------------|---|---|
| <input type="checkbox"/> | Timeline and contact sheet |  | <input type="checkbox"/> | Designate someone to take the cards and wedding gifts from your reception to your home/ hotel room. |  |
| <input type="checkbox"/> | Review your packing list |  | <input type="checkbox"/> | Review your vows and practice saying them out loud. |  |
| <input type="checkbox"/> | Comfortable shoes for dancing |  | <input type="checkbox"/> | Bring your wedding stationary with you so your photographer can include them in detail shots. |  |
| <input type="checkbox"/> | Pack your marriage license |  | <input type="checkbox"/> | Keep an eye on the forecast and have clear umbrellas on standby in case of rain. |  |
| <input type="checkbox"/> | Cash placed away for easy access.
It is customary to tip vendors and may be helpful to place these aside in labeled envelopes. |  | <input type="checkbox"/> | Prepare to get a good night's sleep the night before your wedding |  |
| <input type="checkbox"/> | Plan out your first kiss as a married couple. |  | | | |

The Morning Of

- | | | | | | |
|--------------------------|--|---|--------------------------|---|---|
| <input type="checkbox"/> | Take a few moments to meditate and take deep breaths |  | <input type="checkbox"/> | Stay hydrated |  |
| <input type="checkbox"/> | Carry your clothing in garment bags to the venue |  | <input type="checkbox"/> | Put someone in charge of a wedding-day emergency kit |  |
| <input type="checkbox"/> | Put someone in charge of a getting ready playlist |  | <input type="checkbox"/> | Have your best man and/ or maid of honor help you exchange gifts with your soon-to-be spouse prior to your first look |  |
| <input type="checkbox"/> | Pass out gifts to your bridal party and parents |  | <input type="checkbox"/> | Pass off the rings to your best man |  |
| <input type="checkbox"/> | Have something to eat |  | | | |

Before You Take Wedding Photos

Make sure your engagement ring is sparkling, Bling Wipes are really convenient for this.



Double check that your teeth are lipstick-free



Make sure the vents on the back of the men's jackets have been clipped as well as the chest pocket, but only if you are using a pocket square



Place the boutonnieres or lapel pins on the lapel on the left side of the jackets over the buttonhole. Also, make sure the flowers are pinned on securely so they don't bounce while you're walking down the aisle



Double check that the bottom buttons of all suit jackets are unbuttoned, shoe laces are tied, and cell phones aren't bouncing around in front pants pockets



Before The Ceremony

Leave your wallet and phone in your bag



If you're including kids in your wedding, give them some extra attention before they walk down the aisle



Take a few deep breaths, the moment you've been waiting for has finally arrived!



At The Reception

After your ceremony take a few moments just the two of you to celebrate together and let it sink in that you're actually married now



Before the bridal party announcements, make sure your DJ knows how to pronounce everyone's names



The cake cutting is a major photo op at your wedding. Review ahead of time how to properly cut your wedding cake



Change into your comfortable dancing shoes



Make a toast to thank your guests for attending and for their support



Task your most social media savvy friend with taking tons of photos and making sure your guests use your custom wedding hashtag so you can scroll through the memories right away



Remember those previously prepared envelopes of cash? Now is the time to tip your vendors



Enjoy some drinks, but not too many, and dance the night away!



Before Bed



If you're heading out on your honeymoon the next day, check into your flight and double check you have everything you need



Don't worry about expectations to consummate your marriage on the wedding night



Take a shower



Set your phones and the door tag to "do not disturb."



We hope this wedding day checklist helps you out on the big day so you can enjoy every well deserved moment